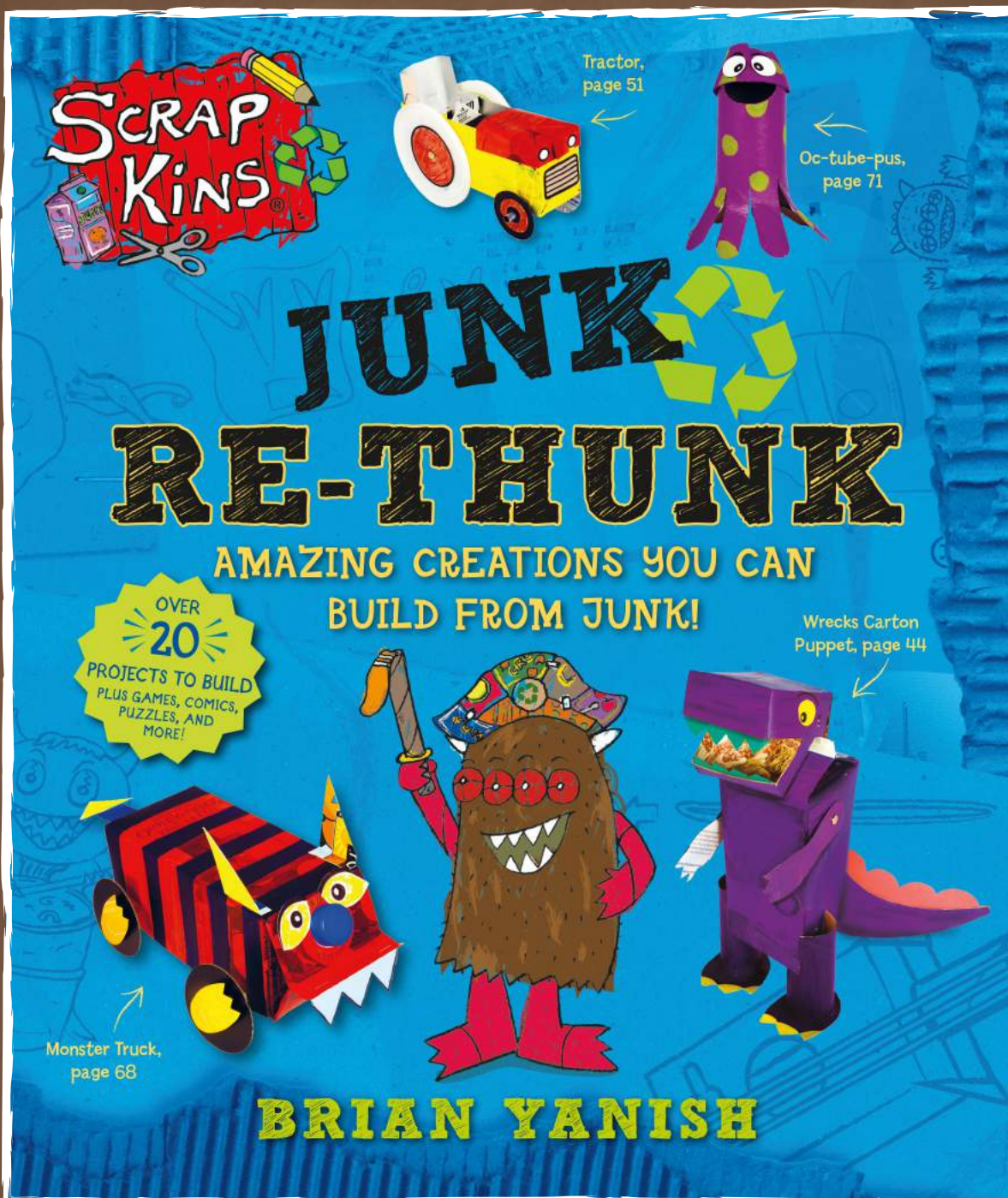




# ScrapKins:

Junk Re-Think Activity Kit







# MAKE A "Page Peeker" Bookmark

RECYCLED  
Art  
Project

LEVEL:  
EASY



What  
You'll  
Need:



Cereal Box



Scissors




Pencil

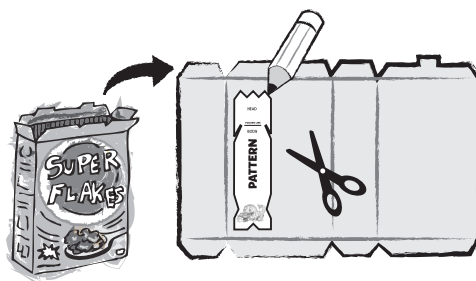


Markers or Crayons

- 1** Cut out pattern with scissors.




- 2** Unfold and flatten your cereal box. Trace pattern onto cereal box and cut out.




- 3** Fold down the top (HEAD) piece of bookmark along fold line. The brown side of cardboard goes on the outside.



- 4** Design and draw your ScrapKin's face and body on the brown side of the bookmark. Add eyes, teeth, horns, a tail. **BE CREATIVE!**

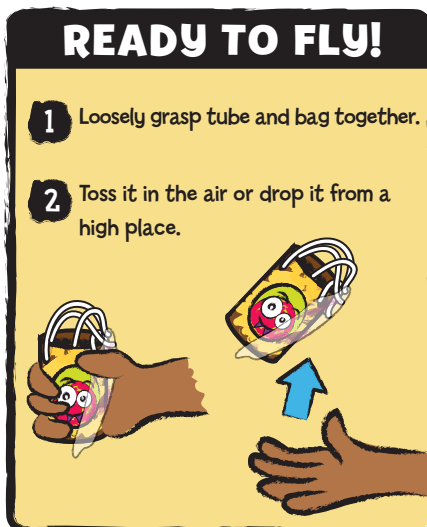
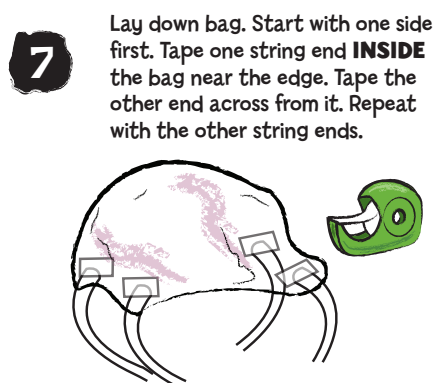


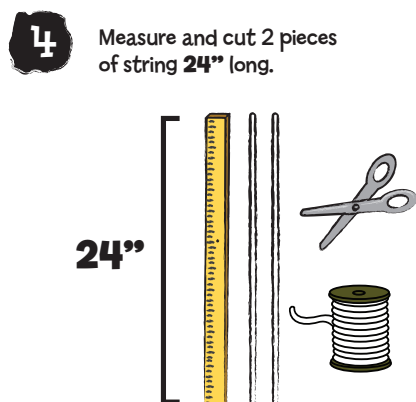
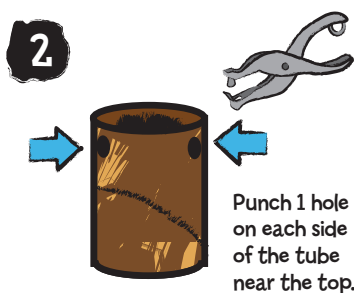
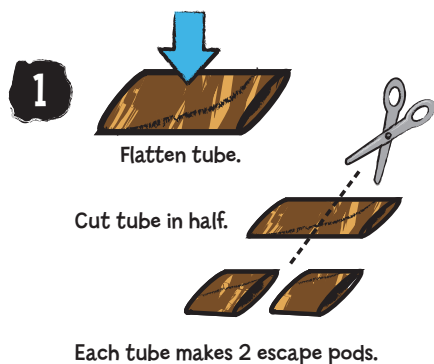



- 5** Give your ScrapKin a home in your favorite book!





# Build A PARACHUTE ESCAPE POD



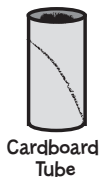


# MAKE a TUBE MONSTER

AS SEEN ON



What  
You'll  
Need:




Cardboard  
Tube



Piece of THIN  
cardboard



Colored Paper



Pencil

Markers or Crayons

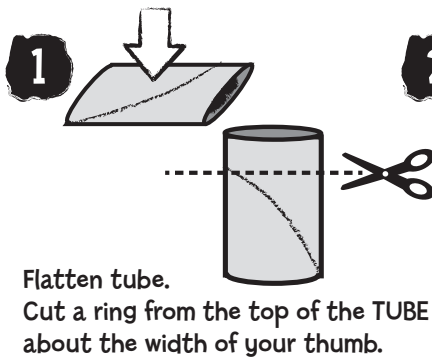



Hole Punch

Scissors




GLUE




Flatten tube.

Cut a ring from the top of the **TUBE** about the width of your thumb.

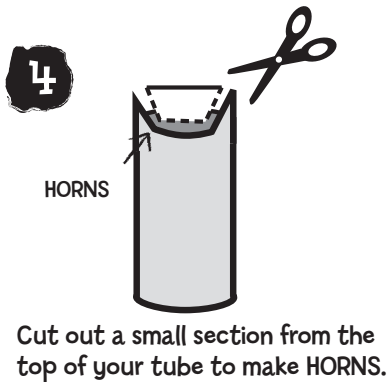


Cut open  
your ring  
to form  
**ARMS**.

Cut out a triangle at each  
end of **ARMS** to form **CLAWS**  
or make little snips for **FINGERS**.




Cut two  
slits halfway  
down each  
side of your  
tube for the **ARM**  
slot.



**HORNS**

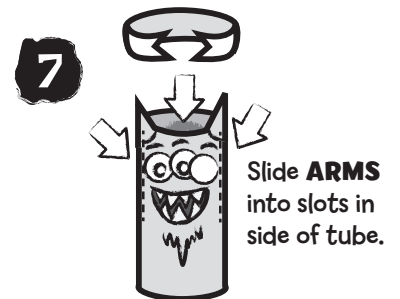
Cut out a small section from the  
top of your tube to make **HORNS**.




Design and color  
your Monster.



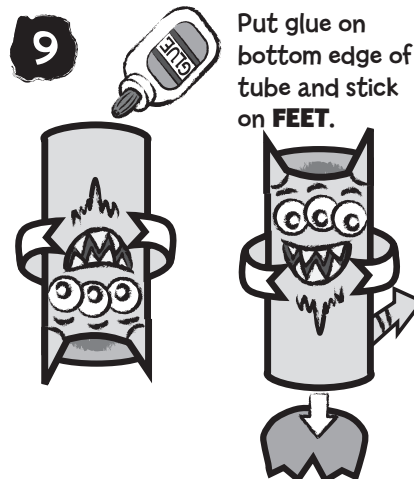
Use a hole punch  
to make a hole  
for **EYES**.



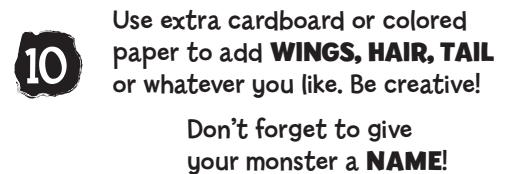
Slide **ARMS**  
into slots in  
side of tube.



Cut out and trace **FOOT PATTERN**  
onto cardboard. Cut out foot shape.

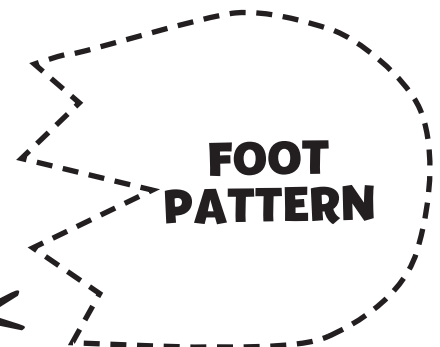


Put glue on  
bottom edge of  
tube and stick  
on **FEET**.



Use extra cardboard or colored  
paper to add **WINGS, HAIR, TAIL**  
or whatever you like. Be creative!

Don't forget to give  
your monster a **NAME!**



**FOOT  
PATTERN**






# WORD SEARCH

Can you help the ScrapKins find these words?

Look up, down, and diagonally.

SCRAPKINS	SCRAPVENT
STACKER	JUNK
CHOMPER	BUILD
DIGGER	RECYCLE
ITCHER	REUSE
SWOOPER	CREATE
WRECKS	TUBE




Itcher



Stacker



Wrecks



Digger



Chomper



Swooper

B	T	S	W	O	O	P	E	R	A
Q	Z	S	A	B	U	I	L	D	O
S	S	C	R	A	P	V	E	N	T
X	T	R	A	I	O	F	T	S	K
C	D	A	B	O	T	O	K	N	T
H	T	P	C	X	A	C	U	J	U
O	R	K	F	K	E	J	H	A	B
M	E	I	C	R	E	A	T	E	E
P	U	N	W	M	L	R	D	B	R
E	S	S	R	E	C	Y	C	L	E
R	E	D	I	G	G	E	R	O	F