

Adam Rex

Scott Campbell

XO, OX

A Love Story
Activity Kit

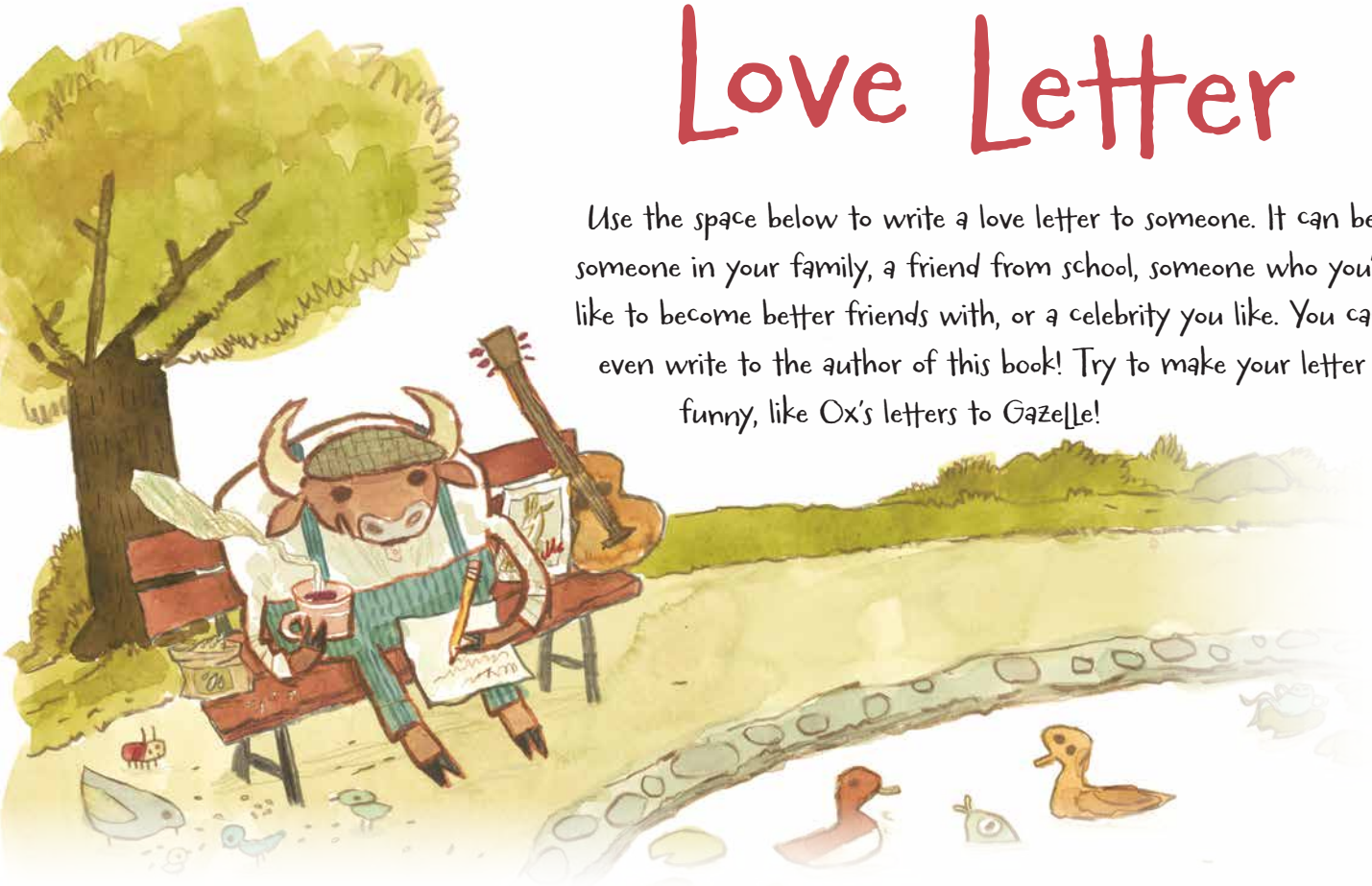


XO, OX by Adam Rex; illustrated by Scott Campbell • For ages 4 to 8

Neal Porter Books / Roaring Brook Press • An imprint of Macmillan Children's Publishing Group

Love Letter

Use the space below to write a love letter to someone. It can be someone in your family, a friend from school, someone who you'd like to become better friends with, or a celebrity you like. You can even write to the author of this book! Try to make your letter funny, like Ox's letters to Gazelle!






XO, OX by Adam Rex; illustrated by Scott Campbell • For ages 4 to 8

 Neal Porter Books / Roaring Brook Press • An imprint of Macmillan Children's Publishing Group

X's and O's Tic-Tac-Toe!

Welcome to Ox's tic-tac-toe tournament! The first person to get three in a row wins that round, but whoever wins the most games on this page wins the tournament.



Fill In the Blank Love Letter



Create your own Mad Lib love letter! Fill in the blanks with the correct word and read it out loud to your friends and family.

Insert crazy and quirky words to make the letter funny!

Dear _____,
(name of person)

I am writing you this letter to tell you how much I love you. I could not stop _____ about you. You are such a _____ person. Your eyes are such a pretty _____ and you have such a nice _____. You make me _____ and _____. I only want to make you happy. We should go out to the _____. We can _____, _____ and _____ there. I know you love doing those things. I can't wait to see you!

Don't forget to _____
(verb)

XO,

(insert your name here)



XO, OX by Adam Rex; illustrated by Scott Campbell • For ages 4 to 8

Neal Porter Books / Roaring Brook Press • An imprint of Macmillan Children's Publishing Group

Coloring Page



XO, OX by Adam Rex; illustrated by Scott Campbell • For ages 4 to 8

 Neal Porter Books / Roaring Brook Press • An imprint of Macmillan Children's Publishing Group

Ox Pancake

What You Need:

An Adult to Help

1 Box of Pancake Mix

Raspberries or Strawberries

Chocolate Chip Pieces

Whipped Cream

Fudge

Instructions

Create a large round pancake for Ox's head.

Create two small pancakes (shaped like ovals or triangles) for Ox's ears.

Use raspberries or strawberries (cut in half to make a heart shape) and use for Ox's eyes.

Use chocolate chip pieces for Ox's nostrils and whipped cream for Ox's horns/ the details on his face.

Use fudge for his loving smile!



XO, OX by Adam Rex; illustrated by Scott Campbell • For ages 4 to 8

Neal Porter Books / Roaring Brook Press • An imprint of Macmillan Children's Publishing Group