

TEN RULES FOR HAVING A SUPERHERO BIRTHDAY PARTY



from Deb Pilutti

.....

all illustrations ©Deb Pilutti
Captain Magma and Lava Boy
illustrations adapted from
Ten Rules of Being a Superhero
published by

Christy Ottaviano Books
Henry Holt and Company, LLC
an imprint of Macmillan Children's
Publishing Group

Rule 1 NUMBER

Send out a
Superhero Invitation

See page 5 for this free printable
invitation.



Rule 2 NUMBER

Have Super decorations

See pages 6-8 for printable decorations. You can also check
out superhero party decoration ideas on Pinterest. Here is a
link to a board I've compiled :

www.pinterest.com/dpboard/superhero-party/

Rule 3 NUMBER

Ask each child to bring their "sidekick"
stuffed animal or toy.

We all need help saving the day!

Rule 4 NUMBER



Have Super cupcakes and snacks!

See page 9 for printable cupcake toppers.
Check [here](#) for other fun snack ideas.

Rule 5

NUMBER



Make life size superheroes.

Have each kid lie down on a big sheet of paper. Trace his or her outline in a super pose and let each child decorate with crayons or markers.



Rule 6

NUMBER

Everybody needs a cape.

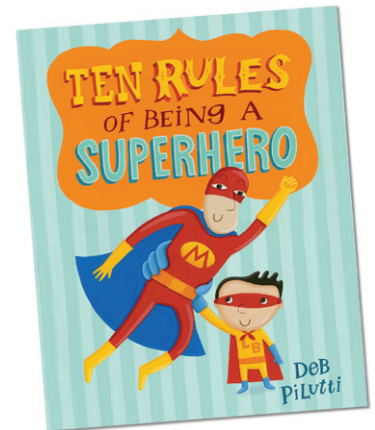
Drape different colored capes over the chairs at the birthday table.

Rule 7

NUMBER

Read a book (or two) about a Superhero.

Story time is sure to put your little ones in a superhero frame of mind. Check your library for other fun Superhero books.



Ten Rules of Being a Superhero
Published by Christy Ottaviano
Books/Henry Holt

Rule 8

NUMBER



Make a craft.

Superhero cuffs are easy to make. You just need felt, scissors and adhesive velcro dots. Kids can decorate with fabric paint or glued felt shapes. Cuff pattern is on page 10.

Rule 9 NUMBER

Save someone.

The kids can use their Superhero personas to save an innocent victim (stuffed animals are perfect for this role). Set up the scene with a note from an arch villain, who has kidnapped the helpless critter. The game works like a scavenger hunt. Give the kids a set of clues that lead to the villains lair, and they can work together to perform a daring rescue.

Rule 10 NUMBER

Send the kids home with a smile and a super goody bag.

You can use old comic books to decorate paper bags

Materials:

Paper bags
Glue or Mod Podge
a comic book

Party Favor Ideas:

Masks
Comic Books
Superhero candy
Stickers



Invitation

SUPERHERO BIRTHDAY PARTY

FOR

DATE

TIME

PLACE

RSVP

WOW

© Deb Pilutti www.debpilutti.com

Party Decorations



Party Decorations



Party Decorations

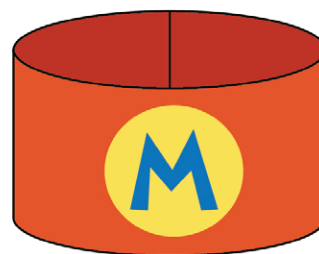
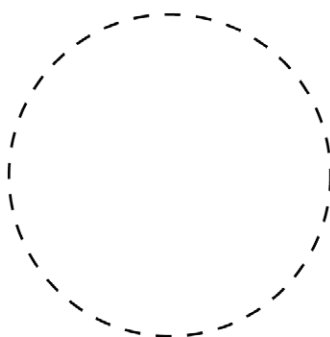
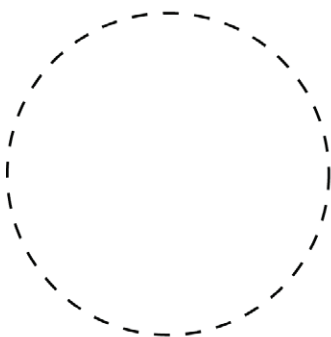



Cupcake Toppers



Print, cut and attach to a toothpick.

Superhero Cuff Pattern



Materials

felt
velcro adhesive dots
scissors
glue
pre-cut felt or foam shapes/letters

Instructions

1. Cut felt cuffs and circles for emblem.
2. Glue letter or shape to emblem.
3. Glue circular emblem to cuff.
4. Apply Velcro adhesive (adjust for fit.)

Goody Bag Name Plates

